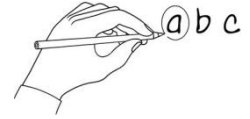





Infinitives - ANSWERS

We can use infinitives to say why we do things.




1. True or false?

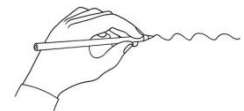
Read and circle true or false for these sentences.



I like learning at school and at home! I read stories **to learn** new words. I watch documentaries on TV **to find** out about history and animals. I practise the piano every day **to get** better at music. **To have** fun and learn English, I play on LearnEnglish Kids!

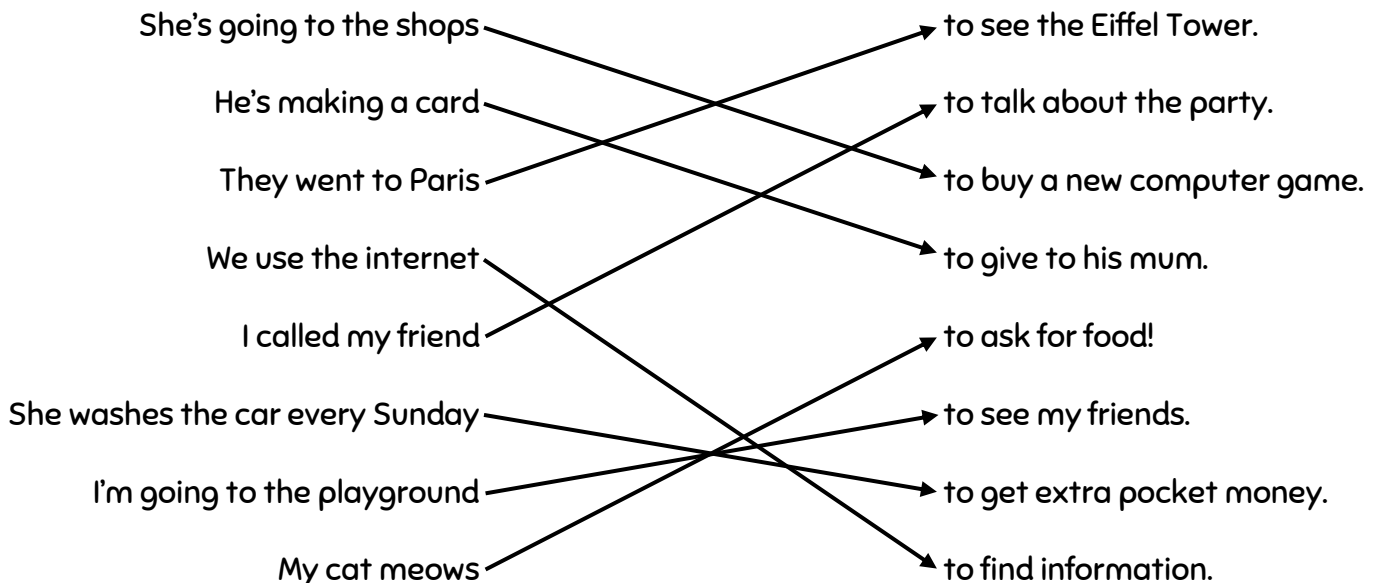


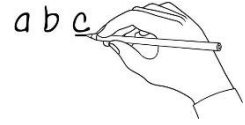
- | | | |
|--|-------------|--------------|
| a. She likes learning. | <i>true</i> | <i>false</i> |
| b. She reads magazines stories to learn new words. | <i>true</i> | <i>false</i> |
| c. She watches documentaries to find out about science history. | <i>true</i> | <i>false</i> |
| d. She practises the piano every week day. | <i>true</i> | <i>false</i> |
| e. She plays on LearnEnglish Kids to have fun. | <i>true</i> | <i>false</i> |



2. Match them up!

Match the activities and the reasons for doing them.





3. Make it right!

Children find the mistake in each sentence and correct it. Possible answers (children may find different ways to correct the sentences):

- a. I'm calling my friend to invite her to my house.
- b. She went to the park to play with her friends.
- c. He watches TV in English to practise listening.
- d. We're looking in a dictionary to check our spelling.
- e. We cleaned the kitchen to help our mum.
- f. They're going to China to see the Great Wall.
- g. She went to the library to borrow some books.
- h. I play computer games to have fun.

4. Write and draw!

Children draw a picture and write about what they do to learn like in exercise 1.

