

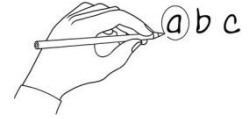


This, that, these, those - ANSWERS

We can use *this* and *these* to talk about things near us. We can use *that* and *those* to talk about things far away.

1. True or false?

Read and circle true or false for these sentences.



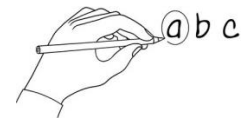
This is my brother. We're going to school. This is my school bag and **these** books are for my English class. Look over there! **That's** my best friend. **Those** boys are her brothers and **that's** her new bike.



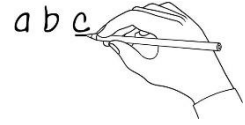
- | | | |
|---|----------------------------|-----------------------------|
| a. She is going to school. | <input type="radio"/> true | <input type="radio"/> false |
| b. She's got her German English books. | <input type="radio"/> true | <input type="radio"/> false |
| c. That's her best friend. | <input type="radio"/> true | <input type="radio"/> false |
| d. Her friend is with her sisters brothers. | <input type="radio"/> true | <input type="radio"/> false |
| e. Her friend has got a new skateboard bike. | <input type="radio"/> true | <input type="radio"/> false |

2. Choose the answer!

Read the sentence. Circle the correct answer.



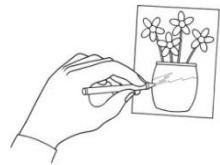
- _____ is my bedroom. ~~These~~ This ~~Those~~
- Look there, _____ is my teacher on the bus. ~~this / those~~ that
- Come here, _____ rabbits are so cute! ~~that~~ these ~~those~~
- _____ children outside go to my school. Those ~~These / That~~
- Is _____ your book over there? ~~that~~ this ~~those~~
- _____ pencil case here isn't mine. ~~These / That~~ This
- I want to buy _____ shoes there! ~~these~~ those ~~that~~



3. Make it right!

Children find the mistake in each sentence and correct it. Possible answers (children may find different ways to correct the sentences):

- a. I like these books here.
- b. Look there, is that your brother?
- c. Those are my friends over there.
- d. My cousin lives in this house here.
- e. These sweets don't taste very nice!
- f. That car over there is going really fast!
- g. Come here and watch, this is a great programme.
- h. Those are beautiful flowers over there.



4. Write and draw!

Children draw a picture and write about what's near them and far away from them like in exercise 1.