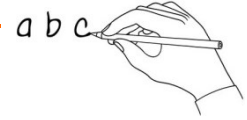




## How to do a magic trick - ANSWERS

### 1. What's the word?

Write the word under the pictures.

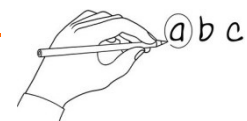


tube	card	sticky tape
scissors	ribbon	cone

		
sticky tape	tube	ribbon
		
card	cone	scissors

### 2. True or false?

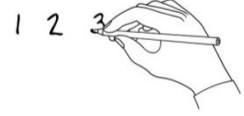
Watch the video. Circle true or false for these sentences.



- |  |                            |                             |
|--|----------------------------|-----------------------------|
| a. Emily thinks that the tube is empty.          | <input type="radio"/> true | <input type="radio"/> false |
| b. The magic word Luisa says is 'Abracadabra'.   | <input type="radio"/> true | <input type="radio"/> false |
| c. You can surprise your friends with the trick. | <input type="radio"/> true | <input type="radio"/> false |
| d. You need one piece of card to make the trick. | <input type="radio"/> true | <input type="radio"/> false |
| e. They stick the card with glue.                | <input type="radio"/> true | <input type="radio"/> false |
| f. They hide the ribbons in the hat.             | <input type="radio"/> true | <input type="radio"/> false |



### 3. What's the order?



Watch the video. Put the sentences in the correct order.

3	Put the cone inside the tube and cut the ends off.
6	Do the magic trick.
1	Make a tube from card.
5	Put some ribbons in the secret part of the tube.
4	Stick the wide end of the cone to the tube.
2	Make a cone from card.

### 4. Write and draw!

Children write about another magic trick they know and draw a picture.

