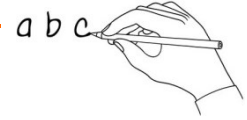




How to do a magic trick

1. What's the word?

Write the word under the pictures.

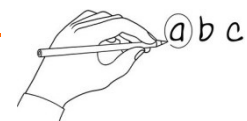


tube	card	sticky tape
scissors	ribbon	cone

		
	tube	
		

2. True or false?

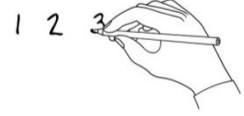
Watch the video. Circle true or false for these sentences.



- | | | |
|--|---------------------------------------|-----------------------------|
| a. Emily thinks that the tube is empty. | <input checked="" type="radio"/> true | <input type="radio"/> false |
| b. The magic word Luisa says is 'Abracadabra'. | <input type="radio"/> true | <input type="radio"/> false |
| c. You can surprise your friends with the trick. | <input type="radio"/> true | <input type="radio"/> false |
| d. You need one piece of card to make the trick. | <input type="radio"/> true | <input type="radio"/> false |
| e. They stick the card with glue. | <input type="radio"/> true | <input type="radio"/> false |
| f. They hide the ribbons in the hat. | <input type="radio"/> true | <input type="radio"/> false |



3. What's the order?



Watch the video. Put the sentences in the correct order.

1

Put the cone inside the tube and cut the ends off.

Do the magic trick.


Make a tube from card.

Put some ribbons in the secret part of the tube.

Stick the wide end of the cone to the tube.

Make a cone from card.

4. Write and draw!



Do you know any other magic tricks? Write about one and draw a picture!

.....

.....

.....

.....

.....

.....