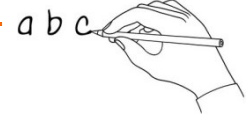




How to tell the time - ANSWERS

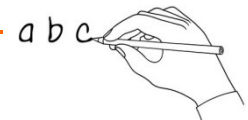


1. What's the word?

Write the word under the pictures.

~~pizza~~ five o'clock quarter past five half past five quarter to six five past six
 twenty past six twenty-five past six twenty-five to seven twenty to seven ten to seven five to seven

five past six	<i>pizza</i>	ten to seven	five o'clock	twenty-five to seven	twenty-five past six
quarter past five	five to seven	twenty to seven	quarter to six	half past five	twenty past six



2. Fill it in!

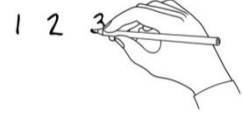
Watch the video. Write the missing words in the sentences.

o'clock ~~time~~ quarter past hours minutes fives quarter to half past

- Emily is learning how to tell the time.
- The little hand shows us the hours.
- The big hand shows us the minutes.
- When the big hand is pointing to the twelve, we say it's o'clock.
- When the big hand is pointing to the three, we say it's quarter past.
- When the big hand is pointing to the six, we say it's half past.
- When the big hand is pointing to the nine, we say it's quarter to.
- For other times, we count the minutes in fives.



3. What's the order?



Watch the video. Put the sentences in the correct order.

2	It's quarter past five.
6	It's twenty past six.
1	It's five o'clock.
8	It's ten to seven.
7	It's twenty-five to seven.
4	It's quarter to six.
5	It's five past six.
3	It's half past five.

4. Write and draw!

Children write about their favourite time of day and draw a picture.

