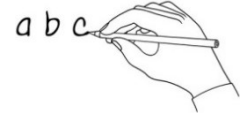




Neighbourhood - ANSWERS

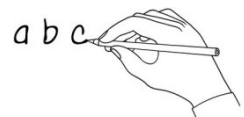


1. What's the word?

Write the word under the pictures.

street	older people	internet	problems in class	stressed
help someone understand	litter	recycling	nursing home	collect old clothes

litter	street	nursing home	recycling	older people
internet	stressed	collect old clothes	help someone understand	problems in class

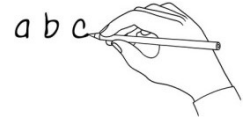


2. Fill it in!

Listen to the poem. Write the missing words in the sentences.

safe	special	neighbourhood	streets	help	older
------	---------	---------------	---------	------	-------

- The area where you live is a special place.
- What can you do to keep it happy and safe?
- Some older people can feel alone.
- Some children might need help with their schoolwork.
- Sometimes people throw rubbish on the streets.
- There are lots of good things you can do in your neighbourhood.



3. Where does it go?

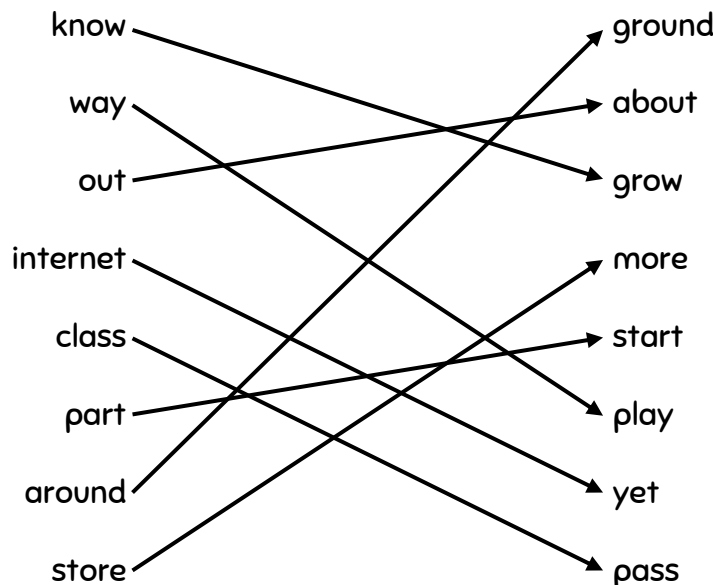
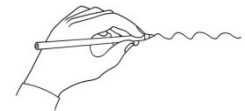
Think about the poem. Write the ideas in the correct group.

help them use the internet	make a bin	do shopping for them	help them prepare for exams
recycle	help them understand their schoolwork	sweep leaves	visit a nursing home

helping older people	helping children	helping in the street
<p><i>help them use the internet</i></p> <p>do shopping for them</p> <p>visit a nursing home</p>	<p>help them prepare for exams</p> <p>help them understand their schoolwork</p>	<p>make a bin</p> <p>recycle</p> <p>sweep leaves</p>

4. Match them up!

Listen to the poem. Match the words that rhyme, for example *places* and *faces*.





5. Write and draw!

Children draw a picture and write about their neighbourhood and how they can help to keep it a happy and safe place.

