

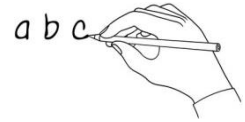


# Growing a plant - ANSWERS

# Reading practice

Level 1

Do you know how to grow a plant? Practise your reading in English with these instructions.

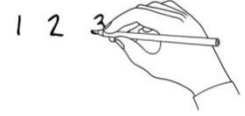


## Preparation

Write the word under the pictures.

a sunflower	soil	a pot	a hole	a seed
sunny	a stem	sticks	string	to measure

a stem	a sunflower	a seed	to measure	sunny
soil	a pot	string	sticks	a hole




1. What's the order?

Put the sentences in order.

3	Put the small pot by a sunny window.
7	Wait for the seeds to dry.
1	Put some soil in a small pot.
5	Put a stick next to the stem.
8	Eat the seeds.
6	The flower grows after about eight weeks.
2	Make a hole in the soil and put a seed in it.
4	Put the plant into a bigger pot.

2. True or false?

Circle true or false for these sentences.



a. Growing plants is easy.	<input type="radio"/> true	<input type="radio"/> false
b. Sunflowers are usually purple.	<input type="radio"/> true	<input type="radio"/> false
c. Put the seed in a 10cm deep hole.	<input type="radio"/> true	<input type="radio"/> false
d. Give the plant a little water regularly.	<input type="radio"/> true	<input type="radio"/> false
e. Leaves start to grow after one or two weeks.	<input type="radio"/> true	<input type="radio"/> false
f. Put your sunflower in a bigger pot when it's 50cm tall.	<input type="radio"/> true	<input type="radio"/> false
g. The seeds dry before the flower turns brown.	<input type="radio"/> true	<input type="radio"/> false
h. You can eat the seeds in a salad.	<input type="radio"/> true	<input type="radio"/> false