



Halloween party invitation

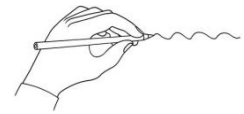
Reading practice

Level 1

Do you like sleepover parties? Practise your reading in English with this Halloween party invitation.



Preparation




Match the words with the definitions.

- | | | |
|----------------|---|--|
| spooky | → | to wear special clothes, especially at a party |
| Halloween | | a warm bag to sleep in, especially when camping |
| a sleepover | | strange and frightening |
| to dress up | | a small light that you hold in your hand |
| a pillow | | a party when you sleep at a friend's house |
| a sleeping bag | | to give an answer |
| a torch | | the night of 31 October when children dress up and play tricks |
| to reply | | a cushion you put under your head when you sleep |



Reading text

Read the Halloween party invitation.



PARTY INVITATION

Come to Susan's spooky Halloween sleepover party!

Dress up as a witch, a monster, a skeleton or a ghost and play lots of Halloween games!

Bring a pillow, a sleeping bag, your pyjamas, your toothbrush and a torch!

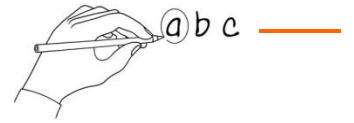
Party starts: Friday 31 October at 5 p.m.

Party ends: 1 November at 11 a.m.

Place: Susan's house, 50 Park Road

Please reply to Susan's mum by phone: 0011 223 344

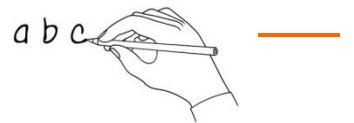




1. True or false?

Circle true or false for these sentences.

- a. The invitation is for Susan's party. true false
- b. The party is for her birthday. true false
- c. You can sleep at Susan's house. true false
- d. You can dress up as a monster. true false
- e. Bring a pillow and a school bag. true false
- f. The party starts at 6 p.m. true false
- g. Susan lives at 50 Station Road. true false
- h. Reply to Susan's mum by phone. true false



2. Where does it go?

Write these words in the correct group.


spooky	pillow	witch	Friday	October	sleeping bag
November	skeleton	pyjamas	11 a.m.	ghost	toothbrush

Halloween	sleepover things	dates and times
spooky		



Write and draw!

Imagine you go to a Halloween party. What costume do you wear? What games do you play? What do you eat? Draw a picture and write about it!



A large rectangular area for drawing and writing, bounded by a thick orange line. At the bottom of this area, there are five horizontal dotted lines for writing.