



Oat biscuits - ANSWERS

Reading practice

Level 2

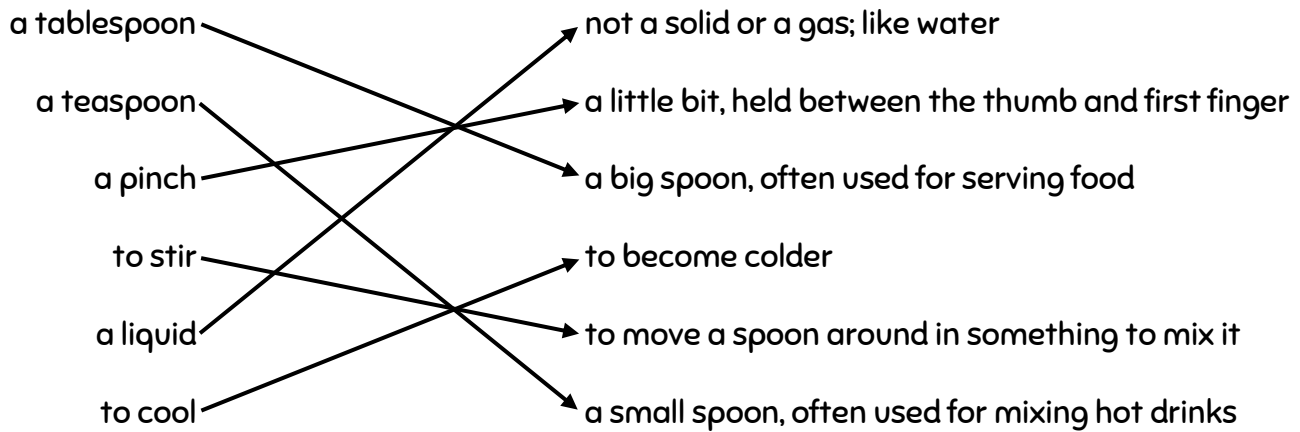
Do you know how to make oat biscuits? Practise your reading in English with this recipe.

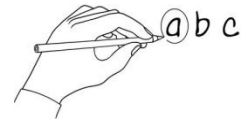


Preparation



Match the words with the definitions.

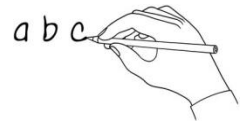




1. True or false?

Circle true or false for these sentences.

- a. With this recipe you can make enough for one person. true false
- b. You need two tablespoons of flour. true false
- c. You need a pinch of cinnamon. true false
- d. You need 80 raisins. true false
- e. You should put the liquids in before the dry ingredients. true false
- f. You can cook the oat biscuit in the microwave. true false
- g. You should cook the biscuit for 90 minutes. true false
- h. You should be careful when you take the plate out. true false



2. What's the order?

Put the words in the correct order.

- a. ingredients. out Get the
Get out the ingredients.
- b. a bowl. into the Put ingredients dry
Put the dry ingredients into a bowl.
- c. in the raisins. and the liquids Stir
Stir in the liquids and the raisins.
- d. a the mixture Put plate. onto small
Put the mixture onto a small plate.
- e. on Microwave seconds. power 90 full for
Microwave on full power for 90 seconds.
- f. it minutes five for to cool. Wait
Wait five minutes for it to cool.