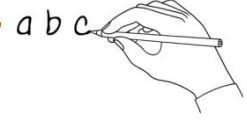









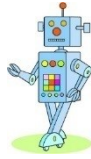



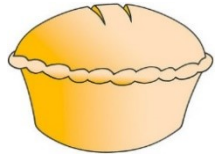


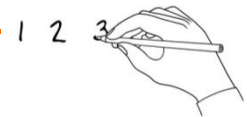
Santa's little helper - ANSWERS



1. What's the word?

Write the word under the pictures.

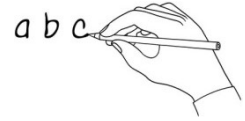
Santa	present	sleigh	world	mince pie	chimney
tree	factory	robot	doll	ball	teddy
					
doll	Santa	tree	chimney	world	ball
					
teddy	robot	present	sleigh	factory	mince pie



2. What's the order?

Watch the story and put the sentences in order.

6	Amy and Santa go all around the world with the Christmas presents.
7	Santa's toy factory is very busy.
1	Santa and Rudolf are getting ready for Christmas.
5	He is too fat, he can't move!
3	He eats one mince pie. Then, two, three, four ...
8	Amy and Rudolf throw snowballs.
2	There are lots of presents in Santa's sleigh for children around the world.
4	Santa climbs down the chimney with Amy's present.



3. Fill it in!

Watch the story. Write the missing words in the sentences.

- a. Santa puts on his red jacket and his red hat.
- b. Santa leaves a present for good boys and girls.
- c. Can you help me take the presents?
- d. Amy and Santa fly into the air.
- e. Amy goes down the chimney and puts the presents under the tree.
- f. The sleigh flies back to the North Pole for more presents.
- g. There are robots, dolls, balls and teddies.
- h. Thank you, Amy. Here's a special present for you.

4. Write and draw!

Children draw a picture and write about the present they think Santa gives Amy and the best present they've ever had.

