



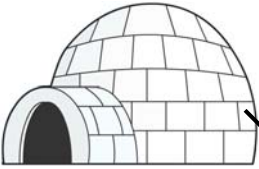

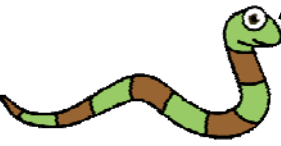



## Come on everyone – ANSWERS AND GUIDANCE

### 1. Match them up!

Read and point to each word. Encourage your child/children to identify the corresponding letter. Also make the sounds of the letters if necessary, to help them identify the corresponding initial sounds. If your child/children cannot draw a line, they can point or you can help. Encourage them to repeat the sound and the word after you say it.



 <p>teeth</p>	<p>s t a</p> <p>p n</p>	 <p>pizza</p>
 <p>igloo</p>		 <p>noodles</p>
 <p>snake</p>		 <p>apple</p>

### 2. Colour it in!

Read the sentences to your child/children. Make the sound of the letter as in the song. Encourage them to identify the correct letter on page 3 and the correct colour crayon. Help where necessary. Allow them time to colour the letters in.



Colour s purple.	Colour p blue.
Colour a orange.	Colour i yellow.
Colour t green.	Colour n red.



3. Listen and do!































Help your child/children to cut out the letters (in blocks as indicated). Play the song. Encourage your child/children to hold or touch the letter when they hear the sound in the song. They can also make the sound!



4. Listen and find!

Make the sound of the letter on the left. Then say each picture. Encourage your child/children to identify if the picture has the corresponding initial sound or not. If your child/children cannot draw a circle, they can point or you can help.



<b>s</b>	 snake	 antelope	 sun	 pizza	 spider
<b>a</b>	 antelope	 apple	 igloo	 ant	 noodles
<b>t</b>	 pig	 teeth	 nose	 toes	 tiger
<b>p</b>	 park	 tiger	 pizza	 insect	 pig
<b>i</b>	 teeth	 igloo	 insect	 iguana	 snake
<b>n</b>	 noodles	 spider	 nose	 apple	 nuts

5. Draw a picture!

Make the sounds of each of the letters **s**, **a**, **t**, **p**, **i**, **n** one by one. Encourage your child/children to say any words they know beginning with the sounds. Help them draw pictures. Give praise and encouragement.

