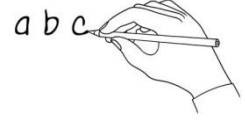




## History of toilets - ANSWERS

### 1. Fill it in!

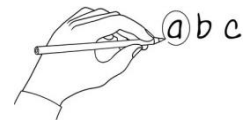


Complete the sentences.

chamber pot	hygienic	awareness	contaminated	human waste
spreads	disease	flush	sewer	lifesaver

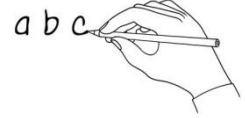
- An awareness day is a special day that helps us understand a problem or situation.
- A lifesaver gives us help in a difficult situation. It can even stop people dying.
- If you have a disease, you get ill or sick.
- A sewer is a big pipe under the ground that takes waste away.
- A chamber pot is a bowl that you can use as a toilet.
- When you flush a toilet, it empties and then fills with water again.
- When people go to the toilet, they produce human waste.
- When something spreads, it goes from one place to many other different places.
- A hygienic toilet is clean, and you don't get ill if you use it.
- If water is contaminated, it isn't clean and it can be dangerous.

### 2. True or false?



Watch the video. Circle true or false for these sentences.

- There's a special day to help us understand why toilets are so important.  true  false
- Matt says that cars are definitely the most important thing invented.  true  false
- In the past, people often threw their waste out of the window or into the street.  true  false
- In the 1980s, toilets that flushed with water started to be very popular.  true  false
- Today, everyone in the world has a clean toilet to use.  true  false
- Human waste can make people very ill and can even kill them.  true  false



3. Fill it in!

Watch the video. Complete the sentences.

contaminated	disease	sick
soap	World Toilet Day	spread

- Toilets save lives because they protect us from disease.
- If we don't remove human waste, diseases can spread.
- If people go to the toilet in the open, without a toilet, water can become contaminated.
- If you drink dirty water, you can get really sick.
- Many people don't have soap or clean water to wash their hands.
- With World Toilet Day, the UN wants to give more people toilets and clean water.

4. Write and draw!

Children write about what they learned from the video and draw a picture.

