



What to do with your leftover Halloween pumpkins - ANSWERS

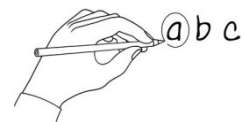
1. Match them up!



Match the words with the definitions.

a pumpkin	→	a large, round vegetable with thick, orange skin
to carve	→	to cut a hard material to make an object or pattern
to waste	→	to not make good use of something
a snack	→	a small amount of food that you eat between meals
a dumpling	→	a small ball of dough, often filled with vegetables or meat
to throw away	→	to put something you don't want in the rubbish bin
to reuse	→	to use something again
a seed	→	the small, hard part of a plant that a new plant can grow from

2. True or false?




Watch the video. Circle true or false for these sentences.

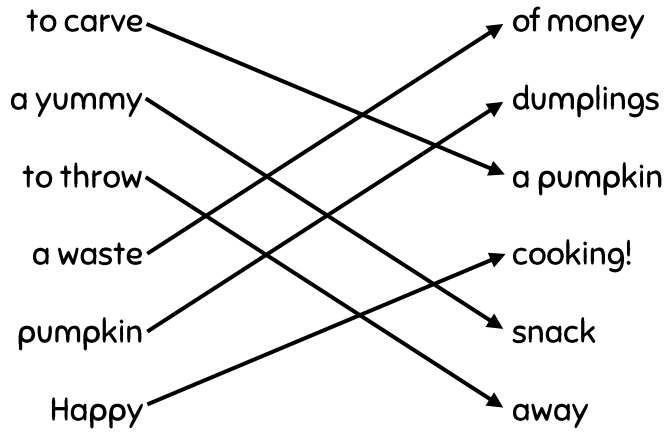
- | | | |
|--|---------------------------------------|--|
| a. First the children carve the pumpkins. | <input checked="" type="radio"/> true | <input type="radio"/> false |
| b. Then they make snacks like dumplings and cookies. | <input checked="" type="radio"/> true | <input type="radio"/> false |
| c. You can't reuse the inside of the pumpkin. | <input type="radio"/> true | <input checked="" type="radio"/> false |
| d. If you throw food away, you waste money. | <input checked="" type="radio"/> true | <input type="radio"/> false |
| e. Pumpkins are only for Halloween. | <input type="radio"/> true | <input checked="" type="radio"/> false |
| f. You can't make things to eat with pumpkin seeds. | <input type="radio"/> true | <input checked="" type="radio"/> false |



3. Match them up!



Watch the video. Match the words that go together.



4. Write and draw!

Children write about their favourite things to cook and eat and draw a picture.

