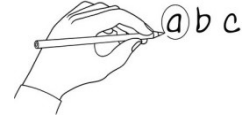




Acrostic poems

1. True or false?



Here is an example of an acrostic poem. Read the poem. Circle true or false for the sentences.

Practise writing poems

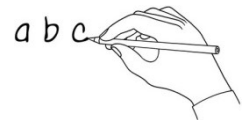
On this page

Everyone can do it

Making beautiful poetry

Simple!

- | | | | |
|----|--|---------------------------------------|-----------------------------|
| a. | The first letter of each line makes a word. | <input checked="" type="radio"/> true | <input type="radio"/> false |
| b. | The topic of the poem is the same as the word. | <input type="radio"/> true | <input type="radio"/> false |
| c. | Each line has one word. | <input type="radio"/> true | <input type="radio"/> false |
| d. | Each line can be one word, a phrase or a sentence. | <input type="radio"/> true | <input type="radio"/> false |
| e. | Each line can be long or short. | <input type="radio"/> true | <input type="radio"/> false |
| f. | The lines of the poem must rhyme. | <input type="radio"/> true | <input type="radio"/> false |



2. Plan your poem!

Choose your topic word. For example, your favourite animal or your name. Write the word on the line. Then write all the words you can think of connected with the word. It doesn't matter which letter they start with.

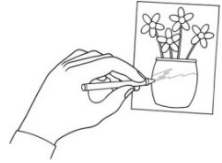
My topic word:

Words connected with this topic word:



3. Write your poem!

Write your topic word vertically on the left side in big letters. Look at the example in exercise 1.



Use your words from exercise 2 to help you write a word, phrase or sentence about your topic for each line. Don't forget that the first word of each line must begin with the big letter.

Draw a picture to illustrate your poem.