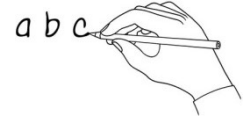




Cooking



1. What's the word?

Write the word under the pictures.

mix	pour	roll	spread	grate
cut	bake	boil	fry	grill

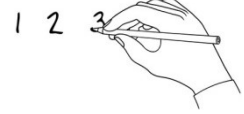
	mix			

2. Match them up!



Match the cooking method with the definition.

- | | | |
|-------|---|--|
| boil | → | cook meat or vegetables in the oven |
| fry | | cook pies or cakes in the oven |
| bake | → | cook in hot water |
| roast | | cook over steam from hot water |
| steam | | cook over a direct flame or under heat |
| grill | | cook in hot oil |



3. What's the order?

Put the sentences in order to make a recipe for a vegetable pizza!

1

Mix the flour, water and oil into a dough. Put it on the table and fold it many times.

Put the slices of tomato and vegetables on top of the cheese.

First, mix 300g flour and a small spoon of yeast and salt in a bowl.

Cut some tomatoes, mushrooms or other vegetables into slices.

Spread tomato sauce on your pizza base.

Enjoy your pizza. Yummy!

Next, pour 200ml water into the bowl and add a big spoon of olive oil.

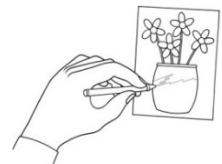
Roll the dough into a big circle. This is your pizza base!

Bake the pizza in the oven at 220°C for about 10 minutes. Ask an adult to help you!

Grate some cheese and put it on top of the tomato sauce.

4. Write and draw!

Did you make the pizza? Was it tasty? Draw a picture and write about it!



.....

.....

.....

.....

.....