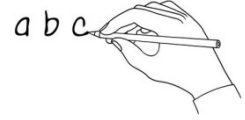




Restaurant menu - ANSWERS

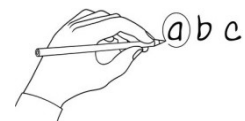


1. What's the word?

Write the word under the pictures.

fish	chips	peas	vegetables	rice	meatballs
fruit	cake	ice cream	strawberry	orange juice	milkshake

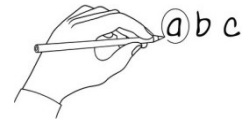
orange juice	fish	rice	ice cream	cake	fruit
peas	strawberry	milkshake	meatballs	chips	vegetables



2. Choose the answer!

Read the restaurant menu on the next page and circle the correct answer.

- The vegetable curry is with _____. chips / **rice** / peas
- The _____ are with spaghetti and tomato sauce. pizzas / chips / **meatballs**
- You can have fruit salad for _____. **dessert** / a meal / a drink
- There is vanilla or _____ ice cream. **strawberry** / chocolate / banana
- You can have orange _____ to drink. ice cream / milkshake / **juice**
- There is _____ or chocolate milkshake. strawberry / **banana** / vanilla



3. Read and circle!

Children read the restaurant menu and circle the examples of the top tips.


Top tips for writing restaurant menus!

1. Choose a name for your restaurant.
2. Write the meals, desserts and drinks.
3. Write a price for each item on the menu.

The Sunny Restaurant


Meals

Fish and chips with peas £6.00
Vegetable curry with rice £4.50
Cheese and tomato pizza with salad £5.00
Meatballs, spaghetti and tomato sauce £5.50




Desserts

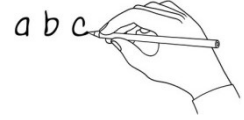
Fruit salad £3.00
Chocolate cake £2.00
Ice cream (vanilla or strawberry) £2.50



Drinks

Water £1.00
Orange juice £1.50
Lemonade / Cold £1.50
Milkshake (banana or chocolate) £2.00





4. Practise writing!

Children write their own restaurant menu. They choose a name for their restaurant and write the meals, desserts and drinks. Then they write the prices and draw some pictures. They should use the example restaurant menu as a model for their own. When they have finished they can check to see if they have followed all the top tips.