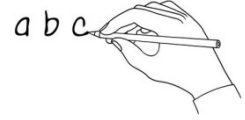




# Restaurant menu

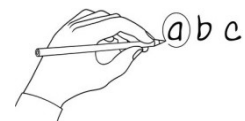


## 1. What's the word?

Write the word under the pictures.

fish	chips	peas	vegetables	rice	meatballs
fruit	cake	ice cream	strawberry	orange juice	milkshake

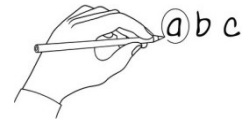
	fish				



## 2. Choose the answer!

Read the restaurant menu on the next page and circle the correct answer.

- The vegetable curry is with \_\_\_\_\_. **chips** / rice / peas
- The \_\_\_\_\_ are with spaghetti and tomato sauce. **pizzas** / chips / meatballs
- You can have fruit salad for \_\_\_\_\_. **dessert** / a meal / a drink
- There is vanilla or \_\_\_\_\_ ice cream. **strawberry** / chocolate / banana
- You can have orange \_\_\_\_\_ to drink. **ice cream** / milkshake / juice
- There is \_\_\_\_\_ or chocolate milkshake. **strawberry** / banana / vanilla



### 3. Read and circle!

Read the restaurant menu and circle the examples of the top tips.

#### Top tips for writing restaurant menus!

1. Choose a name for your restaurant.
2. Write the meals, desserts and drinks.
3. Write a price for each item on the menu.

## The Sunny Restaurant

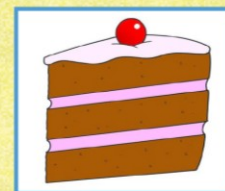
### Meals

- Fish and chips with peas £6.00  
Vegetable curry with rice £4.50  
Cheese and tomato pizza with salad £5.00  
Meatballs, spaghetti and tomato sauce £5.50



### Desserts

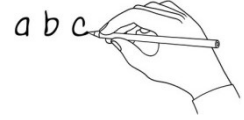
- Fruit salad £3.00  
Chocolate cake £2.00  
Ice cream (vanilla or strawberry) £2.50



### Drinks

- Water £1.00  
Orange juice £1.50  
Lemonade / Cola £1.50  
Milkshake (banana or chocolate) £2.00





4. Practise writing!

Now write your own menu! Choose a name for your restaurant. Write the meals, desserts and drinks on your menu. Write the prices. Draw some pictures to decorate your menu.

**Meals**

**Desserts**

**Drinks**